



Welcome to the 2026 FSTED Legislative Meeting



FLORIDA SEAPORT TRANSPORTATION & ECONOMIC DEVELOPMENT

For full agenda package:
www.fdot.gov/seaport/fsted-council





Tab 2: Roll Call





Tab 3: Administrative Business

FLORIDA SEAPORT TRANSPORTATION AND ECONOMIC DEVELOPMENT COUNCIL





Tab 3a: Approval of October 16, 2025 Special Meeting Minutes

FLORIDA SEAPORT TRANSPORTATION AND ECONOMIC DEVELOPMENT COUNCIL





Tab 3b: Report on Seaport Environmental Management Committee (SEMC) Meeting

FLORIDA SEAPORT TRANSPORTATION AND ECONOMIC DEVELOPMENT COUNCIL





Tab 4: Federal Agency Reports





Tab 4a: Maritime Administration (MARAD) Update

FLORIDA SEAPORT TRANSPORTATION AND ECONOMIC DEVELOPMENT COUNCIL





Tab 5: State Agency Reports





FloridaCommerce Update

J. Alex Kelly, Secretary
Florida Department of Commerce

Session 2026: FloridaCommerce Budget Priorities



- ❑ Job Growth Grant Fund – \$50 million
- ❑ Rural Infrastructure Fund – \$30 million
- ❑ Law Enforcement Recruitment Bonus Program + Firefighters – \$25 million
 - ❑ and \$5 million in “back of bill” for current fiscal year
- ❑ SelectFlorida – \$6 million
- ❑ Florida Defense Support Commission – \$6 million
- ❑ Defense Reinvestment Grants – \$1.5 million
- ❑ Economic Development Toolkit – \$22.5 million
- ❑ Technology needs and Operations and Maintenance: for Cybersecurity, FL WINS (workforce), Reconnect (Reemployment), and Reemployment Adjudication
- ❑ ...and Necessary federal funding authority for CDBG-Disaster Recovery, Energy Assistance (LIHEAP), Energy Assistance for the Elderly (EHEAP), Weatherization Assistance Program, and Broadband programs

Session 2026: Partners' Budget Priorities



- ☐ Space Florida – \$38.5 million
- ☐ VISIT FLORIDA – \$80 million
- ☐ Florida Housing Finance Corporation – \$293.7 million (SAIL, SHIP and Hometown Heroes)
 - ☐ “Full Funding for SAIL and SHIP”
- ☐ CareerSource:
 - ☐ Quick Response Training – \$7.5 million
 - ☐ Incumbent Worker Training – \$3 million
 - ☐ Rural Workforce – \$2 million
 - ☐ Veteran and Military Spouse Workforce – \$1.5 million
- ☐ FDOE and SUS budgets, including workforce training programs such as Workforce Capitalization grants – \$100 million, Apprenticeship grants (PCOG) – \$20 million, nursing education programs – \$130 million
- ☐ FDOT budget, including the Spaceport Improvement Program, seaport infrastructure, aviation improvements, and small county programs
- ☐ ...and budget priorities for partners such as the FDEP, Florida National Guard, Florida State Guard, the Florida Department of Veterans' Affairs, Veterans Florida, and Health Innovation and Cancer Research

Target Industries and Clarifications (“incl.” = but not limited to)



- ❑ 4 Cross-Cutting Target Industries:
 - ❑ Corporate Headquarters
 - ❑ Logistics – incl. Shipping, Distribution, Packaging, Processing
 - ❑ Manufacturing
 - ❑ Research and Development

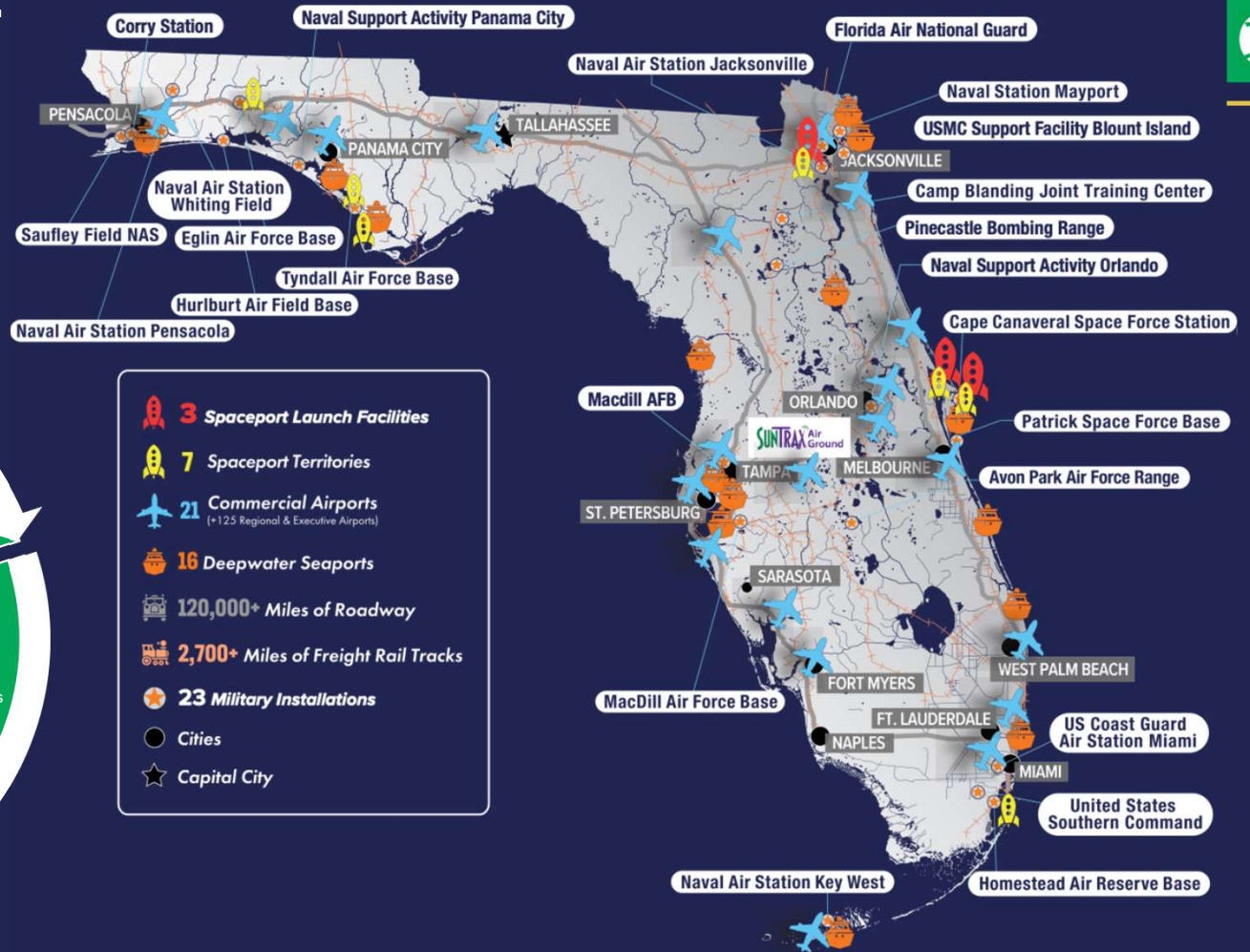
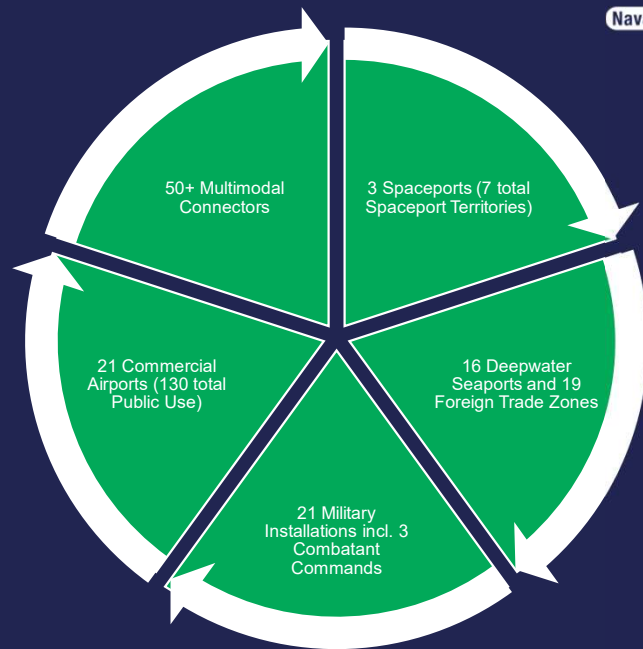
- ❑ 8 Sector-Specific Target Industries:
 - ❑ Aerospace and Aviation – incl. MRO, Pilot Training, Air Traffic Control, AAM, UAS/UAV
 - ❑ AgTech – incl. Emerging Technologies, Timber, Aquaculture, etc.
 - ❑ Energy Security – incl. Semiconductors, Superconducting, Nuclear, Hydrogen, Energy Storage, etc.
 - ❑ Financial Services – incl. Insurance, FinTech
 - ❑ Information Technology – incl. Emerging Technologies, Cybersecurity
 - ❑ Life Sciences – incl. Pharmaceuticals, Medical Device Technology, Digital Health
 - ❑ Maritime – incl. Commercial and Industrial Base Shipbuilding, MRO
 - ❑ Military and Defense – incl. Dual Use Tech, Law Enforcement Tech, Modeling, Simulation and Training

Maritime Industrial Base Program (MIB)



- ❑ President Trump signed an Executive Order on April 9, 2025, focused on restoring America's maritime dominance.
- ❑ The U.S. military shipbuilding and repair industrial base is experiencing significant demand growth, supply chain delays and an aging workforce simultaneously.
- ❑ The Maritime Industrial Base Program was established by the Navy to manage and strengthen America's maritime manufacturing capabilities. The Program powers the Navy's shipbuilding mission through 3 critical focus areas: Supplier Development, Workforce Development, and Advanced Manufacturing.
- ❑ The MIB Program works with a wide range of companies throughout the maritime industrial base spectrum, including large defense contractors, small and medium-sized businesses, and specialized manufacturers of high-tech equipment, materials, and services. The program supports companies that provide everything from steel and welding services to cutting-edge electronics and cybersecurity solutions for ships and subs.

THE FLORIDA PITCH: INFRASTRUCTURE LANDSCAPE for MIB



MIB: The Florida Pitch



- ❑ Small and medium size ship builders will have a role:
- ❑ Florida is #1 – 50%+ of the nation’s yacht manufacturing; and
- ❑ Florida is #1 – 20%+ of the nation’s overall ship and boat building.
- ❑ Florida is already home to:
 - ❑ Major naval facilities;
 - ❑ Several ports, particularly in the Gulf, that already serve as hubs for shipbuilding and repair; and
 - ❑ Major international shipyards like BAE Systems and Fincantieri in Jacksonville.
- ❑ Florida has the inland regional networks of intermodals and communities with sites and workforce that can be activated to support this initiative (i.e., ports will generally be final assembly).
- ❑ Florida’s 12 state universities, 28 state colleges and 48 tech colleges represent the #1 higher education system (10 years consecutively), and the #1 talent development and recruitment system (3 years consecutively, ready to provide talent for skilled trades (e.g., pipefitters, welders, fabrication, etc.).
- ❑ Florida has the public-private (P3) experience with industries like aerospace, and tools like Space Florida and debt financing that can scale quickly for large scale projects.

Opportunity Zones 1.0



- ❑ December 2017, the concept of Opportunity Zones (OZ) was born and established as a temporary program in the Tax Cuts and Jobs Act (TCJA) of 2017; Commonly referred to as OZ 1.0 or OZ-1.
- ❑ Innovative economic development tool that encourages investment in economically distressed communities in the United States.
- ❑ For OZ 1.0: Based on census tracts created by U.S. Census Bureau, qualifying OZs were required to have median family income of less than 80% of the state or metro area, or contiguous to eligible census tract.
- ❑ Nominated by the Governors of each state; Approved by U.S. Treasury and IRS.
- ❑ For OZ 1.0: 427 census tracts in Florida were designated, with at least one in all 67 counties.
- ❑ The Program starts when an investor generates a Capital Gain, invests eligible capital gains into a Qualified Opportunity Fund (QOF) within 180 days of the sale, files with the IRS, and holds the Investment, as the tax benefits depend on the holding period.

Opportunity Zones 2.0



- ❑ The One Big Beautiful Bill Act updated the Opportunity Zone program, its timeline, incentives and oversight, and made it permanent; Commonly referred to as OZ 2.0 or OZ-2.
- ❑ For OZ 2.0: Narrowed eligibility to median family income of less than 70% of the state or metro area, or poverty rate of at least 20% when median family is less than 125% of the area.
- ❑ Timeline:
 - ❑ July 4, 2025: The One Big Beautiful Bill Act is signed into law, making the OZ program permanent with new rules.
 - ❑ January-April, 2026: FloridaCommerce takes public feedback
 - ❑ July 1, 2026: Governors begin nominating new census tracts for OZ 2.0 designation.
 - ❑ January 1, 2027: The OZ 2.0 investment rules take effect, featuring a rolling five-year deferral period.
 - ❑ 2027–2028: A two-year transition period during which both OZ 1.0 and OZ 2.0 tracts are valid for investment.

5-Year Deferral

**10% Reduction
(30% for Rural)**

**Permanent
Exclusion**

OZ 2.0: Census Tracts 2017 vs. 2026



U.S. Census Tracts	2017 – OZ-1	2026 – OZ-2*
Total U.S. Tracts	73,057	84,414
OZ Eligible Tracts	42,176	33,750
Potential Nominations (25%)	10,544	8,438
Recommended	8,764	6,555
Certified as Qualified	8,764	6,555*
Florida Census Tracts	2017	2026*
All Florida Tracts	4,400	5,160
Eligible Tracts	1,708**	1,360
Potential Nominations (25%)	427	340
Recommended	427	340
Qualified and Designated	427	340***

*2026 data is projected by 3rd party sources.

**The figure above is a result of 427 being 25% of eligible tracts (which contrasts with the 1,200+ figure cited in the media.

***20.3% reduction from 2017

OZ 2.0: Alignment with Critical Infrastructure



- ❑ Alignment with Critical Infrastructure:
 - ❑ 16 Seaports, Maritime Industrial Base
 - ❑ 21 Commercial Service Airports, 130 total Public Use Airports, incl. 4 Major Hubs
 - ❑ 21 Major Military Installations, incl. 3 Combatant Commands
 - ❑ 3 Spaceports, 7 total Spaceport Territories
 - ❑ Major Rail and Road Shipping Corridors, including Intermodals
 - ❑ Major Sports Hubs for Multimodal Transportation and Regional Commerce
 - ❑ Educational Infrastructure: Universities, State Colleges, Technical Colleges

OZ 2.0: Alignment with Critical Designations



- ❑ Alignment with Critical Designations:
 - ❑ OZ 1.0 vs. OZ 2.0
 - ❑ 19 Free Trade Zones
 - ❑ Maritime Industrial Zones (if they are created)
 - ❑ 3 Rural Areas of Opportunity, 29 Fiscally Constrained Counties, 31 Rural Counties, and Small Cities
 - ❑ FL Chamber Foundation's Prosperity Initiative – FL Zip Code Model to address Childhood Poverty
 - ❑ Critical Food Security and Agriculture Production Sites (Ag, Aqua, Timber, Minerals, etc.)
 - ❑ Verified "Pad-Ready" Industrial and Commercial Sites

OZ 2.0: Website, Resources, and Stakeholder Survey



- ❑ FloridaCommerce is seeking census tract recommendations for Opportunity Zone 2.0 designations through a **survey submission tool**.
- ❑ The survey allows communities to participate in this process, and your feedback is critical.
- ❑ To participate, please scan the QR code below and complete the survey by April 1, 2026.
- ❑ Visit <https://floridajobs.org/OpportunityZones> for more information and updated content.



OZ Survey



OZ Program Page

Thank You!



Alex.Kelly@Commerce.fl.gov

FLORIDACOMMERCE
**RESOURCE
GUIDE**

Explore the comprehensive resources, services and programs FloridaCommerce offers to help communities, businesses and residents thrive in the Sunshine State.

COMMUNITIES JOB CREATORS JOB SEEKERS



FloridaJobs.org
SelectFlorida.org

SELECTFLORIDA
**ECONOMIC DEVELOPMENT
TOOLKIT**

Inside you'll find information, tools and resources to support your efforts as you champion growth for existing businesses, attract new enterprises and fuel the expansion of private sector employment opportunities for Florida's workforce.

Sample social, email and newsletter copy, ads and flyers are available.

SelectFlorida is the official trade and investment promotion agency of the Sunshine State | Learn more at: SelectFlorida.org





FLORIDA SEAPORT TRANSPORTATION & ECONOMIC DEVELOPMENT

ANNUAL MEETING



SECRETARY JARED W. PERDUE, P.E.

February 4, 2026



AGENDA

- 1 Strategic Investments
- 2 Floridians First Budget
- 3 5-Year Work Program
- 4 FDOT's Funding Sources
- 5 Using Every Dollar Responsibly
- 6 Efficiency in Action
- 7 Focus Areas for 2026 Legislative Session
- 8 Building Strong Partnerships



Strategic Investments

FY 2025-26 FDOT BUDGET \$15.1 BILLION

Current Budget Year Highlights:

- **Highway Construction:** \$5.4 Billion
- **Bridge Maintenance:** \$961.2 Million
- **Resurfacing:** \$1.5 Billion
- **Seaports:** \$125.9 Million
- **Rail & Freight:** \$267.4 Million
- **Aviation:** \$254.9 Million
- **Spaceports:** \$90.5 Million
- **Rural Infrastructure:** \$182.2 Million
- **Safety Enhancements:** \$253.8 Million



Return on Investment

Every \$1 invested in transportation projects is expected to yield an average of \$4.26 in economic benefits



ANTICIPATED
ECONOMIC IMPACT
FOR THIS FISCAL YEAR

**\$64
BILLION**



RECOMMENDED BUDGET: FY 26-27

Governor DeSantis' Floridians First Budget

Recommended Transportation Investments:

\$15.4 BILLION

- **HIGHWAY CONSTRUCTION:** \$4.9 BILLION
- **BRIDGE MAINTENANCE:** \$873 MILLION
- **RESURFACING:** \$1.4 BILLION
- **AVIATION:** \$295.5 MILLION
- **FREIGHT & RAIL:** \$233.2 MILLION
- **SEAPORTS:** \$155.5 MILLION
- **SPACEPORTS:** \$93.4 MILLION
- **SAFETY ENHANCEMENTS:** \$269.2 MILLION



5-Year Work Program

FY 2027-2031

STATEWIDE: \$59.25 Billion

Highway Maintenance/Construction: \$17.8 Billion

Resurfacing: \$8.3 Billion

Bridge Repairs & Replacements: \$3.2 Billion

Right of Way Land: \$1.2 Billion

Lane Miles

Additions: 543

Improvements: 12,825

Operations & Maintenance: \$7.9 Billion

Safety Initiatives: \$1.2 Billion

Modal Development: \$5.7 Billion

Operating Budget: \$5.7 Billion

Bridges

Repairs: 133

Replacements: 72



FDOT's Funding Sources

FISCAL YEARS 2027-31
\$61.9 BILLION

76%
STATE FUNDING

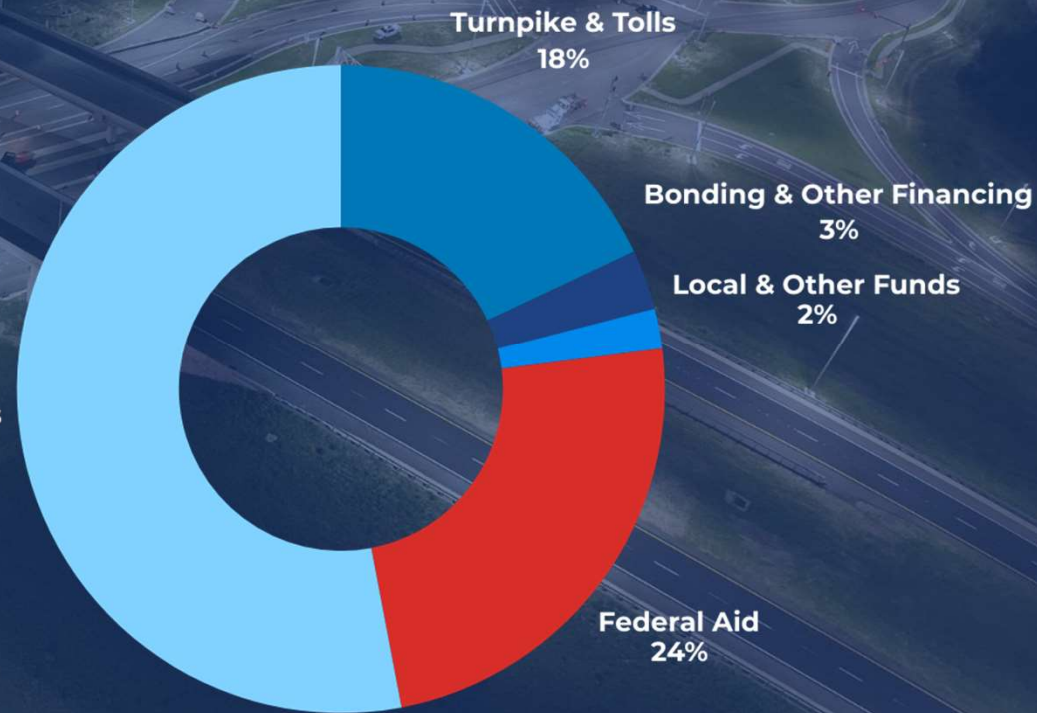
24%
FEDERAL FUNDING

The current Work Program is comprised of annual revenue allocations and financing tools, compounded over a rolling 5-year period.

Includes:

- Transportation Revenues
- Toll Revenue
- Local & Other Funds
- Right of Way & State Infrastructure Bonds
- Other Financing

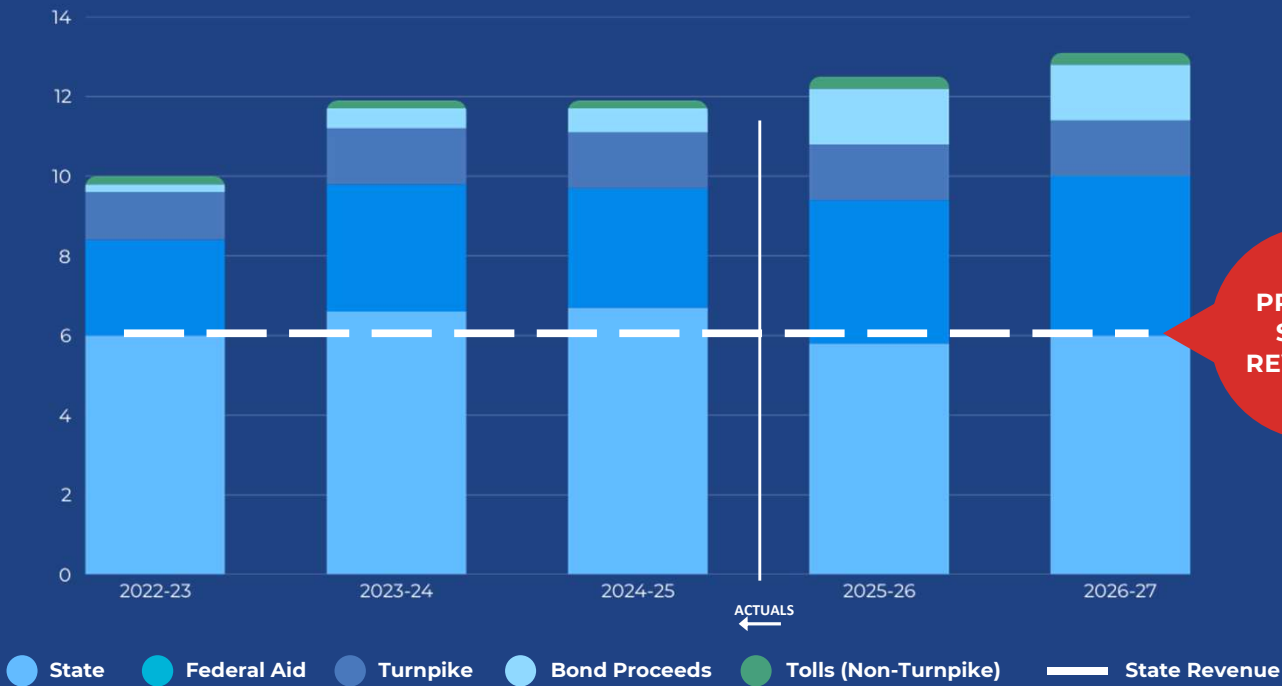
State Funds
53%





Using Every Dollar Responsibly

FDOT Revenue Forecast of Receipts



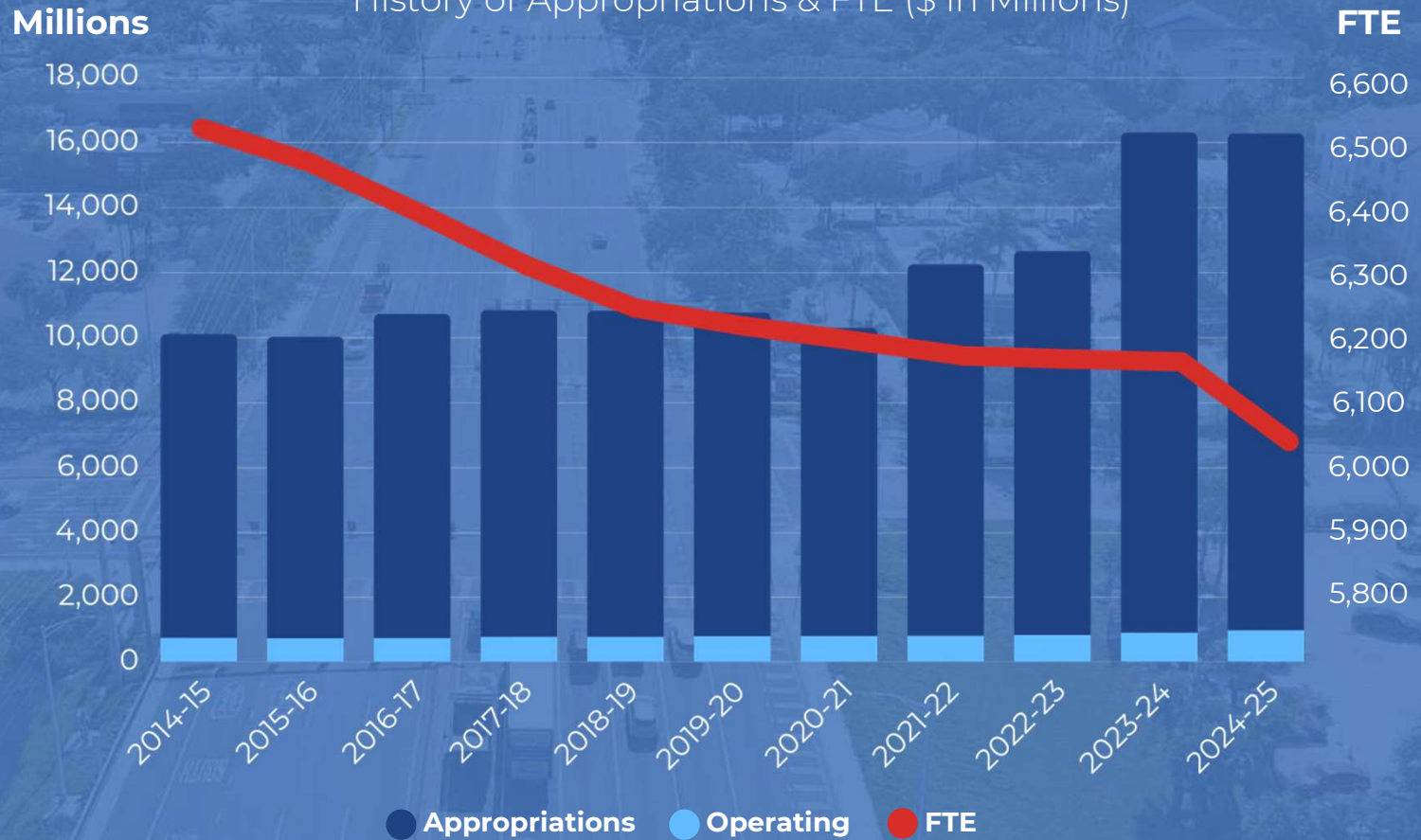
PRIMARY
STATE
REVENUES





Efficiency in Action

History of Appropriations & FTE (\$ in Millions)





Focus Areas for 2026 Legislative Session



Talent

Workforce Development, Recruit,
Retain



Tools

Equipment, Facilities, Operational
Support



Technology

Systems, Modernizations,
Emerging Technology





Building Strong Partnerships

For every \$1.00 invested in a Florida seaport, an average of \$7.47 is generated in economic benefits

1.2
MILLION

**DIRECT & INDIRECT
JOBS**

\$195.9
BILLION

ECONOMIC IMPACT

25
MILLION

**CRUISE PASSENGERS
(RECORD)**

4.4
MILLION

**CONTAINERS IN TEUs
(RECORD)**



SEAPORT OFFICE UPDATE

Lauren Rand

Manager, Seaport Office

February 4, 2026



State Programmed Seaport Funds

Maximizing Florida's competitiveness through continual
seaport investment

FY 25/26 funds include:

\$35
MILLION
FDOT

\$25
MILLION
FSTED

\$1.0
MILLION
SECURITY

\$64.9
MILLION
**OTHER FDOT
DISCRETIONARY
FUNDS**



FDOT'S ROLE IN FLORIDA'S NETWORK OF SEAPORTS

FDOT SEAPORT INVESTMENTS

\$921
MILLION

*HISTORIC 5-YEAR WORK PROGRAM
FY 2019-2025*

\$125.9
MILLION

*CURRENT
FY 2025-2026*

\$587.8
MILLION

*5-YEAR WORK PROGRAM
FY 2026-2030*

With FDOT's continued investments to support its network of seaport partners, Florida has remained a vital global trade gateway to the U.S.



DATA COLLECTION UPDATES

“The Kraken” and the
“Baby Kraken”

Program Successes

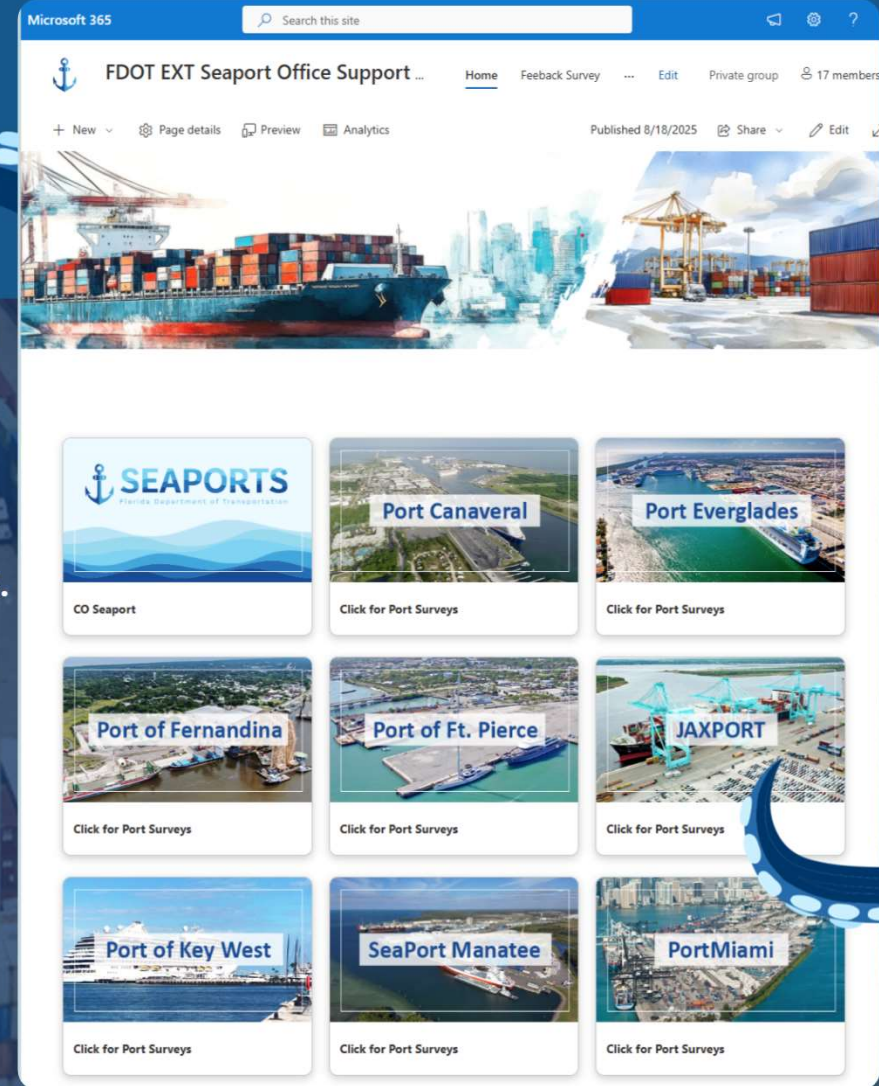
- Full participation from all seaports.
- Improved ability to track progress and address issues.

Opportunities & Impact

- Increased efficiency and precision as ports gain familiarity.
- More timely and consistent data submissions.
- Enhanced data availability to support planning and decision making.

Thank you!

- Providing timely information directly informs our Mission and System Plans.





AGGREGATE GRANT PROGRAM

Increases storage capacity and ensures the efficient movement of aggregate among Florida's seaport & rail network

\$20 MILLION

SET ASIDE FOR PROJECTS EACH YEAR
THROUGH FY 2028

Eligible applicants include:

- seaports,
- rail lines, and
- rail facilities

Projects with a funding match are prioritized over projects with no funding match.

INTERMODAL LOGISTICS CENTER (ILC) INFRASTRUCTURE SUPPORT PROGRAM

Funds freight infrastructure linking seaports to ILCs – roads, rail, and more

\$15 MILLION

ANNUALLY FY 2025-2030; APPLICATIONS
ACCEPTED YEAR-ROUND

Available to:

- local governments and
- private entities meeting public purpose criteria

Priority given to projects that align with freight mobility goals.



Strategic Port Investment Initiative (SPII) Program

The Program supports the State's economic development goal of becoming a hub for trade, logistics, and export-oriented activities

UPCOMING CYCLE

Looking for projects that:

- Provide important access and major on-port capacity improvements
- Maximize opportunities in international trade, logistics, or the cruise industry
- Support the intermodal transportation system

**A MINIMUM OF \$35M
INVESTED ANNUALLY**



**Submit applications on
SeaHUB**



**Accepting applications for
Fiscal Year 2030/2031**



NEW EXTERNAL FSTED SHAREPOINT

Find information on:

- Seaport Mission Plans
- Florida Seaport Fast Facts and KPI Dashboards
- Meeting Documents
- S&P Global Trade Data (PIERS/GTAS Access)
- Templates (Reallocations, PowerPoint, and Word)
- Official Branding and Logos



FDOT EXT Seaport Office Support

+ New

Promote

Page details

Preview

Analytics



Welcome to the Florida Seaport Transportation & Economic Development (FSTED) Members Working Group SharePoint Site. Various documents and guidance will be provided regarding all things FSTED.



SEAPORT MASTER PLAN UPDATE TEMPLATE

- Establishes a standardized format to align with Florida statutory seaport master planning requirements (F.S. 311.14(2))
- Allows for ports to update their 5- & 10-year strategic plans
- Helps ensure consistency with eligibility requirements and agency reviews




Putnam County
Port Master Plan





THANK YOU





Tab 6: Bylaws





Tab 7: Reports & Studies

FLORIDA SEAPORT TRANSPORTATION AND ECONOMIC DEVELOPMENT COUNCIL



2026-2030 SEAPORT MISSION PLAN

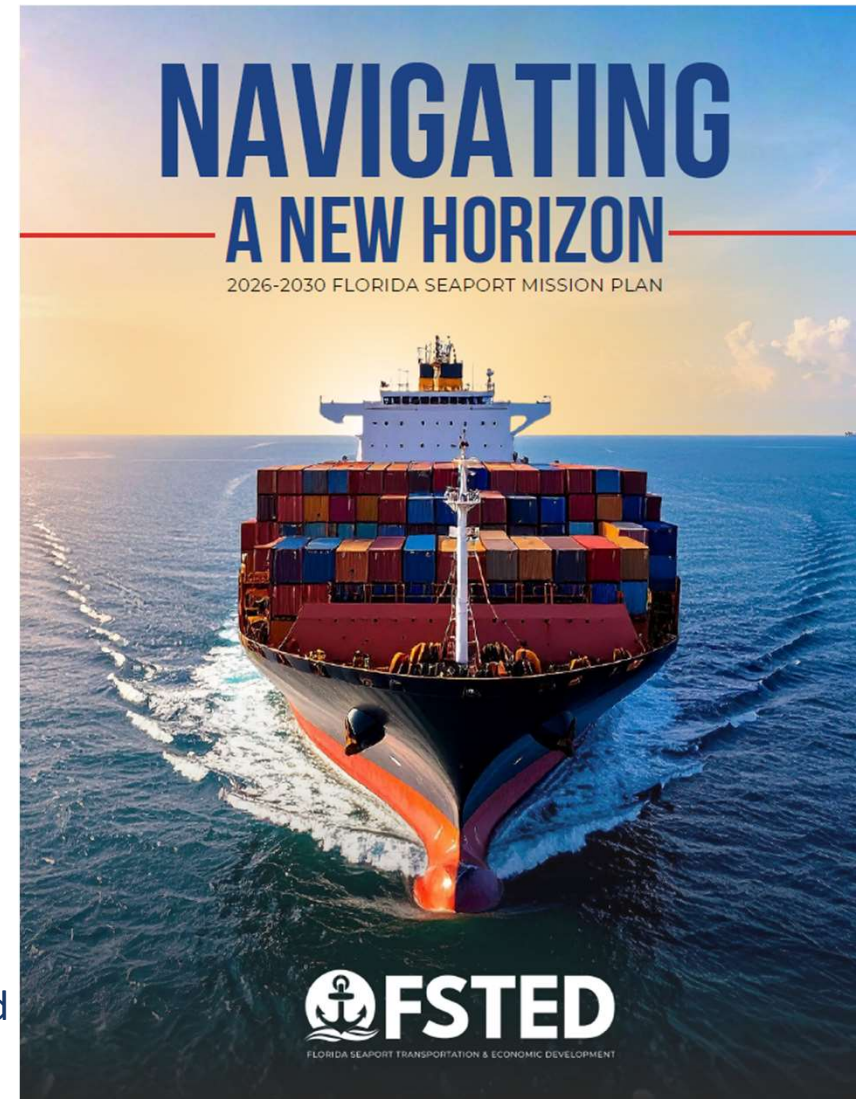
- Theme: ***"A New Horizon"***
- Oversight from FSTED Chair
- New streamlined Mission Plan format for Florida's ports with concise focus metrics
- New sections on:
 - Workforce Development and Training Initiatives
 - Port Capacity and Supply Chain Disruption

1.9
BILLION

FY26/27 Infrastructure
Investment

7.0
BILLION

5-Year CIP Total Planned
Investment





SEAPORT & WATERWAYS SYSTEM PLAN

- Statutorily required five-year update (F.S. 311.14)
- Content complete; under FDOT final review
- Graphics in development using new Seaport Office visual style
- Action-oriented implementation strategies included
- Anticipated completion: Spring 2026



Tab 8: Legislative Updates



Federal Legislative Update

Funding Opportunities

Funding Opportunity	Status
BUILD	Apps due February 24, 2026
PIDP	Apps due February 28, 2026; may be extended
INFRA	Pending Appropriations
CRISI	Pending Appropriations
DERA	
Port Security Grants	Expected Summer 2026
US Marine Highway Grants	
MEGA	
PROTECT	





Tab 8b: State Updates

FLORIDA SEAPORT TRANSPORTATION AND ECONOMIC DEVELOPMENT COUNCIL





Tab 9: Program Funding & Reallocations

FLORIDA SEAPORT TRANSPORTATION AND ECONOMIC DEVELOPMENT COUNCIL





Tab 9a: Discussion & Review of Seaport Funding Spenddowns

FLORIDA SEAPORT TRANSPORTATION AND ECONOMIC DEVELOPMENT COUNCIL





Tab 9b: FSTED Reallocations

FLORIDA SEAPORT TRANSPORTATION AND ECONOMIC DEVELOPMENT COUNCIL





Board of Commissioners
Blair J. Cikin
Varisa Lall Dass
Deandre J. Poole, Ph.D.
Wayne M. Richards

Executive Director
Michael Meekins

January 29, 2026

Joshua J. Revord
Chair, Florida Seaport Transportation and Economic Development Council
502 East Jefferson Street
Tallahassee, FL 32301

RE: Reallocation of G2152 Funds

Dear Mr. Revord,

The Port of Palm Beach was initially awarded \$7,347,348.00 in a combination of FDOT, and local funds match. When the grant was initially awarded, it was believed that this would be enough money to purchase all the properties on 10th Street in Riviera Beach.

Unfortunately, after the first properties were purchased, the owners of the remaining properties increased their asking prices significantly beyond appraised value and many declined to sell their properties at all.

The Port has developed a plan to significantly increase the Port's revenue by bringing in a second multi-day cruise ship. To make this happen, the existing cruise terminal will have to be significantly expanded for the additional passengers and luggage that a seven-day cruise ship will require. Concurrently, the Port will have to construct a parking garage in the 1,000-1,200 vehicle range.

The original grant allocation was \$7,347,348 with a 50/50 match (\$3,673,674 FDOT and \$3,673,674 Port). The Port has applied for reimbursement of \$89,940.18, on \$179,880.35 in allowable costs. (50/50).

The Port is respectfully requesting that FDOT reallocate the remaining funds, \$3,583,733.82 from G2152 to a new project which would start the redesign and reconstruction of the existing terminal to meet the needs of the second cruise ship.

Sincerely,

Michael Meekins
Executive Director
Port of Palm Beach

Cc: Lauren Rand

One East 11th Street, Suite 600, Riviera Beach, Florida 33404 T (561) 383-4100 F (561) 842-4240 PortofPalmBeach.com





Tab 9c: Seaport Programs Application Cycles[◇]

Task	For Fiscal Year	Opening Date	Closing Date
FSTED Program Project Application Cycle	2028 Projects	May 1, 2026 (Friday)*	June 16, 2026 (Tuesday)*
FSTED Security Project Application Cycle	2027 Projects	May 1, 2026 (Friday)*	June 16, 2026 (Tuesday)*
Strategic Port Investment Initiative (FDOT Funding)	2030/2031 Projects	May 1, 2026 (Friday)*	June 16, 2026 (Tuesday)*

[◇]Reduced burden approach: Consideration of top 2 projects only; others routed to SPII

*Application cycle dates tentative



Tab 9d: Bond Series Overview

Bond Series	Responsible Party	Purpose / Program	Authorizing Statute	Original Bond Amount	Debt Service	Funding Source	Fund Source	Bond Maturity / Final Payment
Series 1996	FPFC	FSTED Program	F.S. 320.20(3)	\$222.3M	\$15M annually	Motor vehicle registration fees deposited to the STTF	PORT / PORB (FSTED Program)	Expires: 2027 Final Payment: June 1, 2027
Series 1999	FPFC	FSTED Program / Seaport Intermodal Access Projects	F.S. 320.20(4)	\$153.12M	\$10M annually	Motor vehicle registration fees deposited to the STTF	PORT / PORB (FSTED Program)	Expires: 2030 Final Payment: October 1, 2029
Series 2013	FDOT	Seaport Investment Program	F.S. 339.0801(1)	\$138.15M	\$10M annually	Motor vehicle registration fees deposited to the STTF	POED (Seaport Investment Program)	Expires: 2043 Final Payment: July 1, 2043



Tab 9e: Funding Methodology for Allocations

FLORIDA SEAPORT TRANSPORTATION AND ECONOMIC DEVELOPMENT COUNCIL





Tab 10: Special Topics





Tab 10a: Maritime Academy Opportunities

FLORIDA SEAPORT TRANSPORTATION AND ECONOMIC DEVELOPMENT COUNCIL





Tab 11: New Business





Tab 12: Public Comment





Adjournment

Thank you for attending!